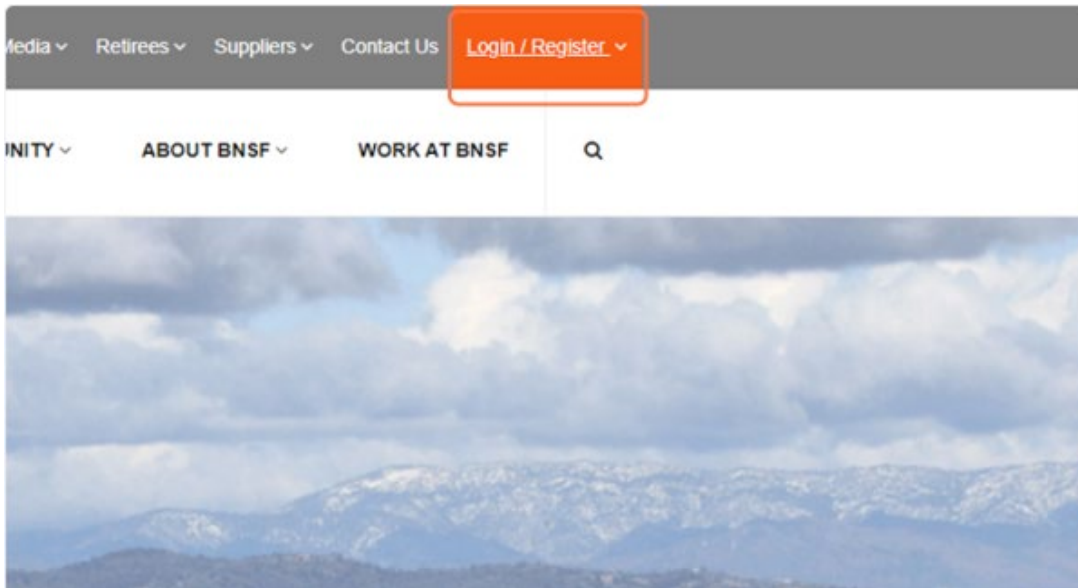


[How to locate or obtain a 'My BNSF ID' or customer PIN](#)

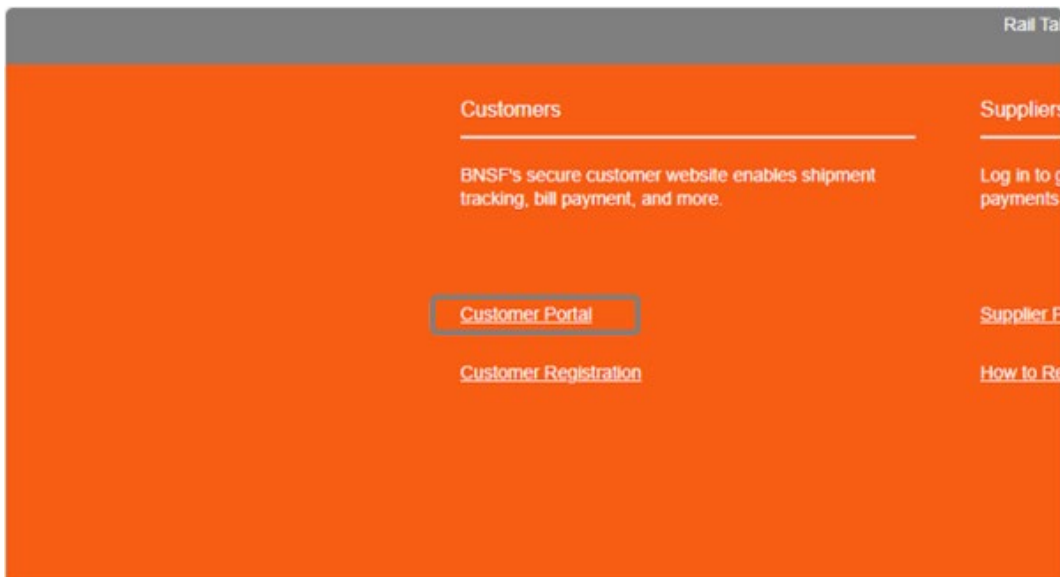
Below are instructions on obtaining or locating your My BNSF ID or PIN as a new or registered customer. To locate your My BNSF ID or PIN number, you must log into the BNSF Customer Portal.

[Navigate to BNSF.com](#)

1. Click on Login / Register:

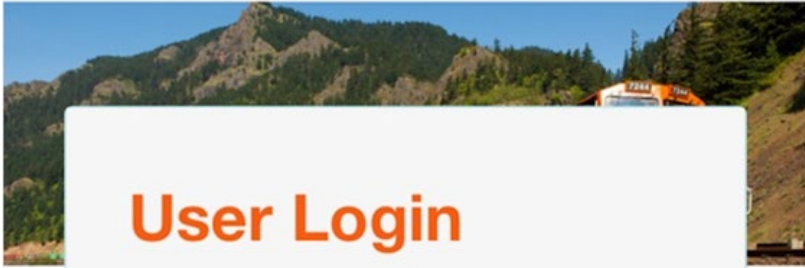


2. If you are a registered customer, select 'Customer Portal' and log in with your 'My BNSF ID'.



i If you are a new customer, select 'Customer Registration'. You would then select your applicable registration type option.

3. Logging in as a registered customer:




User Login

USER ID: *

PASSWORD: *

REMEMBER ME

[Forgot your password?](#)

[Forgot PIN Number](#) 

[Forgot User ID?](#)

i If you forgot your password, select the 'Forgot your password' hyperlink to reset your password to access the BNSF Customer Portal.
